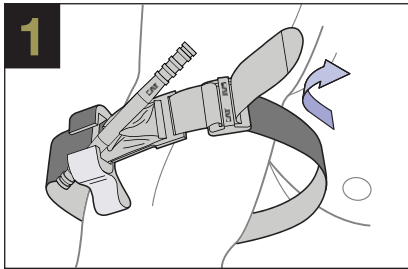


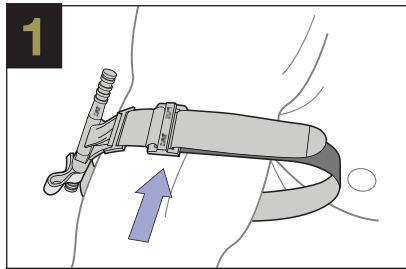
INSTRUCTIONS FOR USE



TWO-HANDED APPLICATION

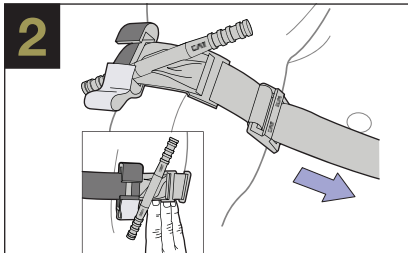
Route the band around the limb, pass the tip through the slit of the buckle, and position the **CAT** 2-3" above the bleeding site directly to the skin.*

OR

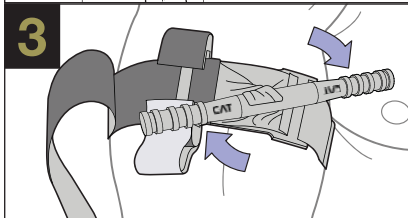


ONE-HANDED APPLICATION

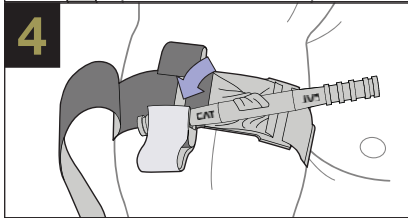
Insert the injured limb through the loop in the band and position the **CAT** 2-3" above the bleeding site directly to the skin.*



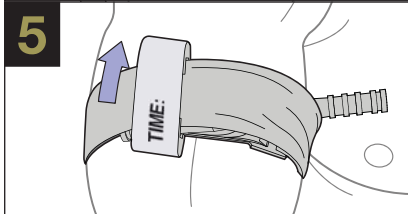
Pull band tightly and fasten it back on itself all the way around the limb, but not over the rod clips. Band should be tight enough that tips of three (3) fingers cannot be slid between the band and the limb. If the tips of three (3) fingers slide under band, retighten and re-secure.



Twist the rod until bleeding has stopped.



Secure the rod inside a clip to lock it in place. Check for bleeding and distal pulse. If bleeding is not controlled, or distal pulse is present, consider additional tightening or applying a second **CAT** above and side-by-side to the first. Reassess.

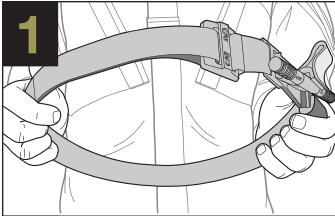


Route the band between the clips and over the rod. Secure rod and band with TIME strap. Record time of application.

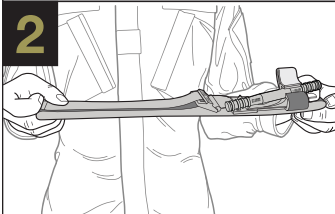
*If you cannot be sure or cannot take the additional time to examine where the bleeding is coming from based on the situation, the **CAT** can be effectively applied over clothing as high on the arm or leg as possible. The **CAT** must NOT be applied over solid objects within the clothing. As soon as the situation permits, the injured limb should be evaluated and the **CAT** re-positioned 2"-3" above the injury directly to the skin.



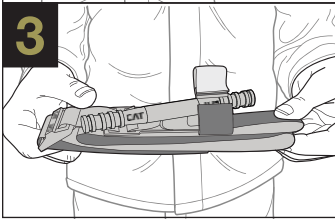
STORING THE CAT IN THE QUICK LAUNCH CONFIGURATION



Pass the tip through the slit in the buckle. Pull 8" of band through, fold it back and adhere the band to itself.



Flatten the loop formed by the band. Place the buckle in the middle of the flattened band.



Fold the CAT in half placing the buckle at one end. The CAT is now ready to be placed in your medical kit.



RAW-29260 REV 01



Manufactured by C-A-T Resources, LLC
803.325.9300
483 Lakeshore Pkwy, Rock Hill, SC 29730

LIMITATION OF LIABILITY:

C-A-T Resources, LLC, its parent company Composite Resources, Inc., its employees, agents, contractors, suppliers, and distributors shall assume no liability for injury or damages arising from the application and use of the Combat Application Tourniquet® (CAT). The user assumes all risk of liability. The CAT should only be used as directed by user's military service component guidelines, EMS authority, or under the supervision of a physician.

STANDARD USE GUIDELINES

When applied in accordance with directions, the Combat Application Tourniquet® (CAT) is a safe and effective device for controlling life-threatening extremity bleeding. If you cannot be sure or cannot take the additional time to examine where the bleeding is coming from based on the situation, the CAT can be effectively applied over clothing as high on the arm or leg as possible. The CAT must NOT be applied over solid objects within the clothing. As soon as the situation permits, the injured limb should be evaluated and the CAT re-positioned 2'-3" above the injury directly to the skin.

Combat Application Tourniquet® and CAT are trademarks registered in the United States and certain other countries.

U.S. Patent No. 7,842,067; 7,892,253;
Canada Patent No. 2,569,550;
EU Patent No. 1,753,344;
Germany Patent No. 602005031888.7;
Israel Patent No. 179769;
Other Patents Pending

Manufactured by C-A-T Resources, LLC
803.325.9300
483 Lakeshore Pkwy, Rock Hill, SC 29730



TACTICAL BLACK
NSN 6515-01-521-7976

TRAINER BLUE
NSN 6910-01-560-2972

EMS ORANGE